



Buy it for looks. Buy it for life.®

Specifications

DESCRIPTION

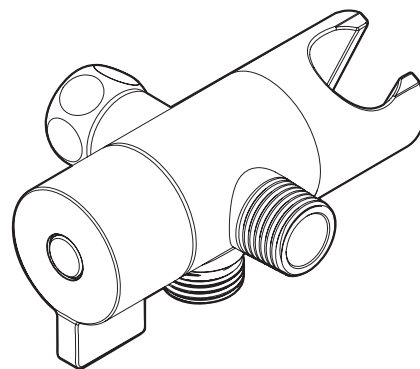
- Shower arm diverter with integral handshower cradle
- 3 function diverter: showerhead, handshower, both
- Metal construction with various finishes identified by suffix
- Diverter handle rotates 180 degrees to change functions
- Cradle has 60 degrees of travel
- Not recommended for use with showerheads larger than 8" across
- 1/2" IPS connections

WARRANTY

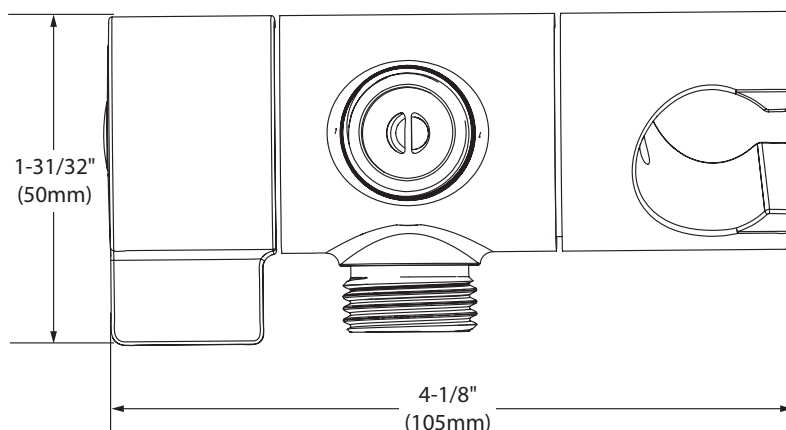
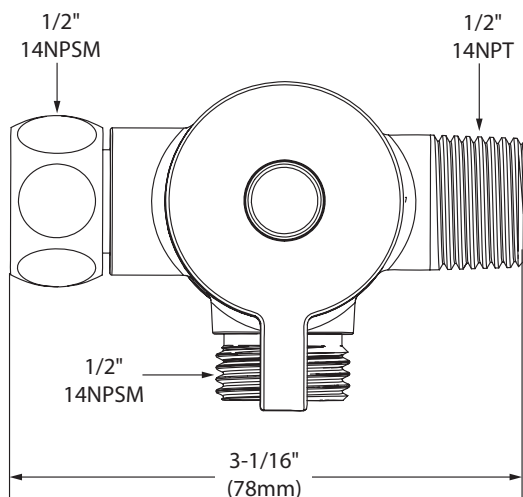
- Lifetime limited warranty against leaks, drips and finish defects to the original consumer purchaser
- 5 year warranty if used in commercial installations

STANDARDS

- Third party certified to meet ASME A112.18.1/CSA B125.1 and all applicable specifications referenced therein



**Shower Arm Diverter
with Handshower Cradle**
Model: CL707



CRITICAL DIMENSIONS

(DO NOT SCALE)